

# General Operating Fund Analysis Report for March, 2021



NORDONIA HILLS CITY  
SCHOOL DISTRICT

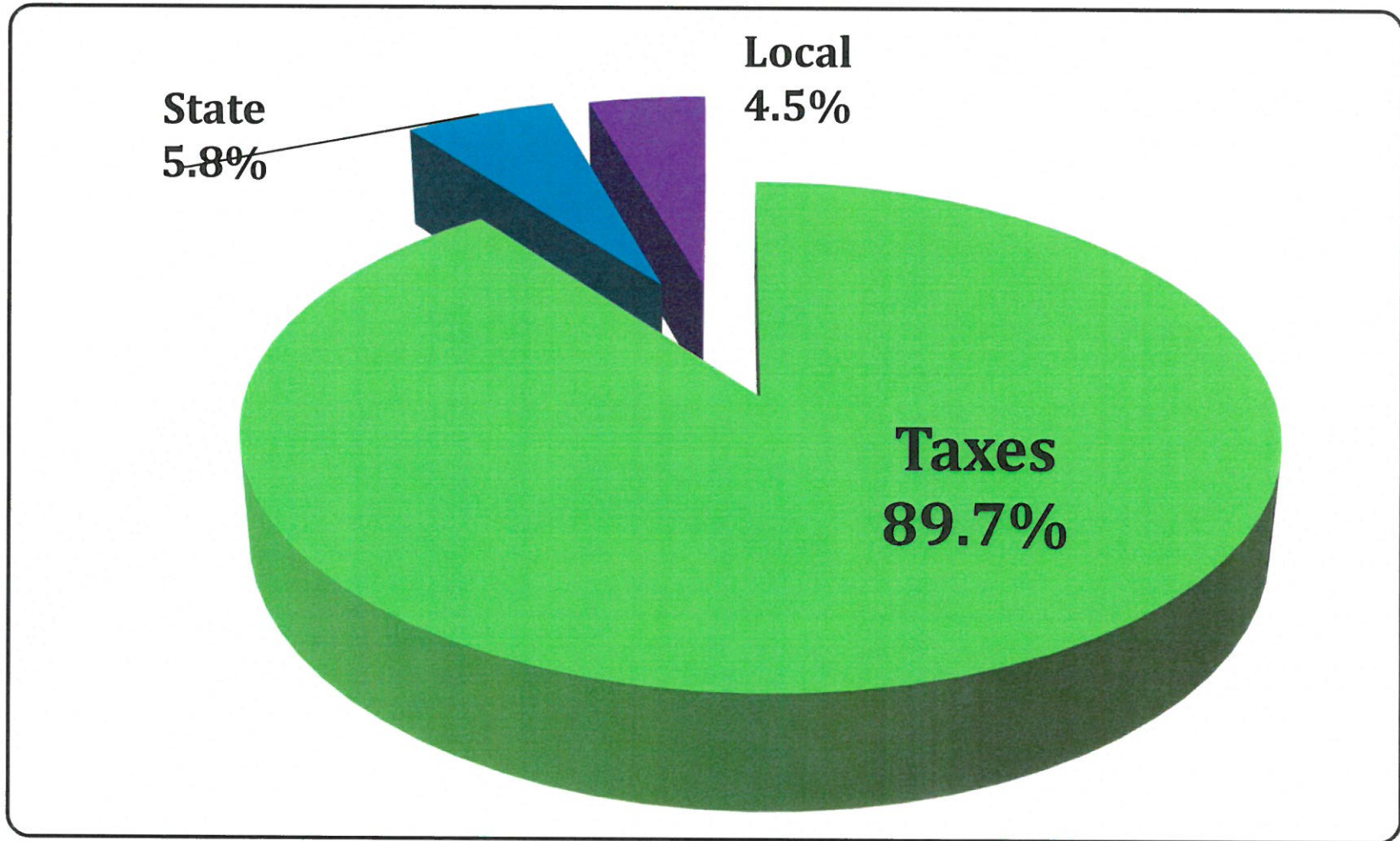
Inspiring every student to value learning, community and excellence

*Prepared by: Karen Obratil, Treasurer/CFO*  
**April 26, 2021**

# Revenue by the Numbers

<b>March</b>			
		<b>\$</b>	<b>%</b>
<b>FY21 Forecast</b>	<b>FY21 Actual</b>	<b>Variance</b>	<b>Variance</b>
<b>\$6,998,758</b>	<b>\$6,606,170</b>	<b>(\$392,588)</b>	<b>-5.94%</b>

# March Revenue = \$6.6M



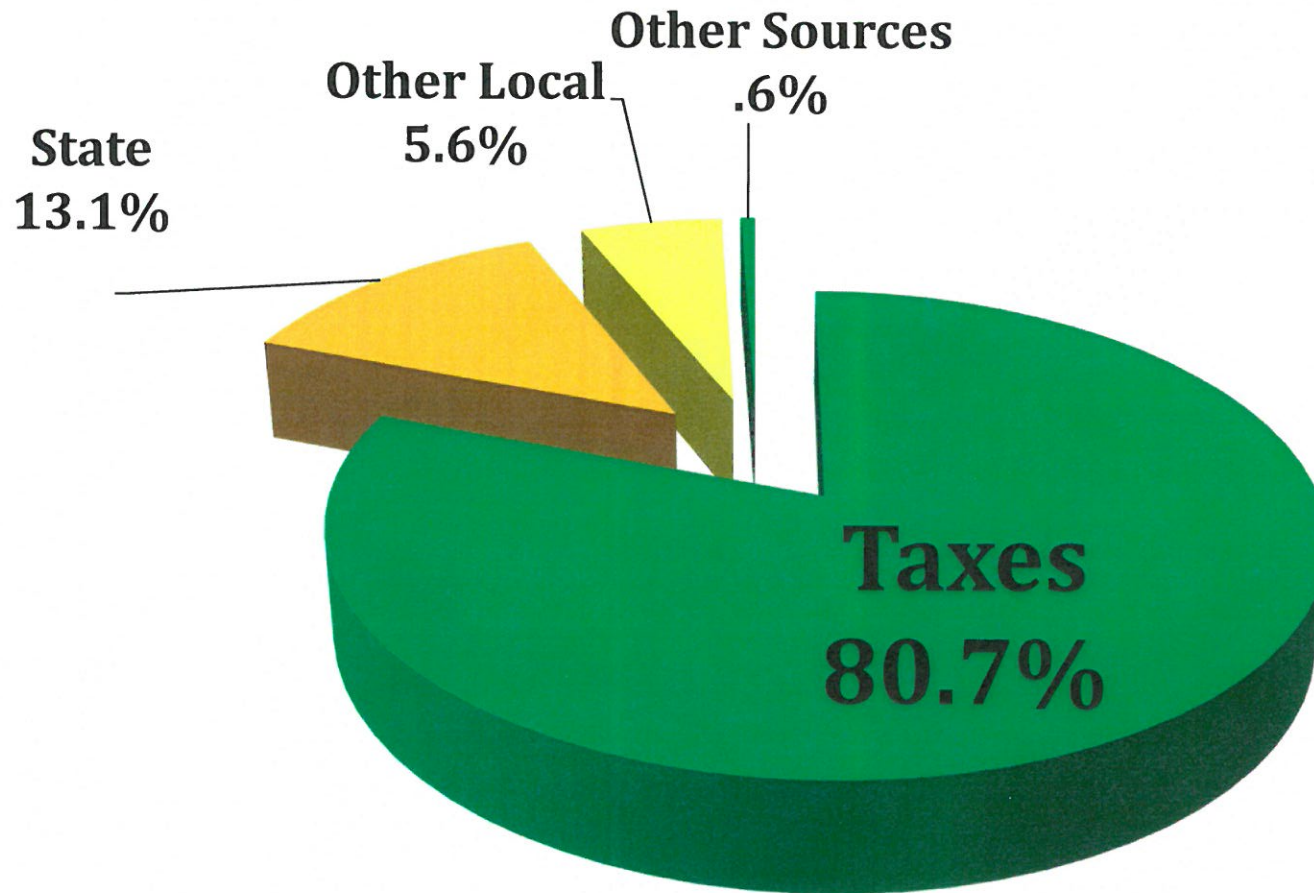
# Fiscal Year to Date (FYTD) Revenue by the Numbers

**July 1, 2020 to March 31, 2021**

		\$	%
<b>FY21 Forecast</b>	<b>FY21 Actual</b>	<b>Variance</b>	<b>Variance</b>
<b>\$43,102,154</b>	<b>\$44,087,487</b>	<b>\$985,333</b>	<b>2.23%</b>



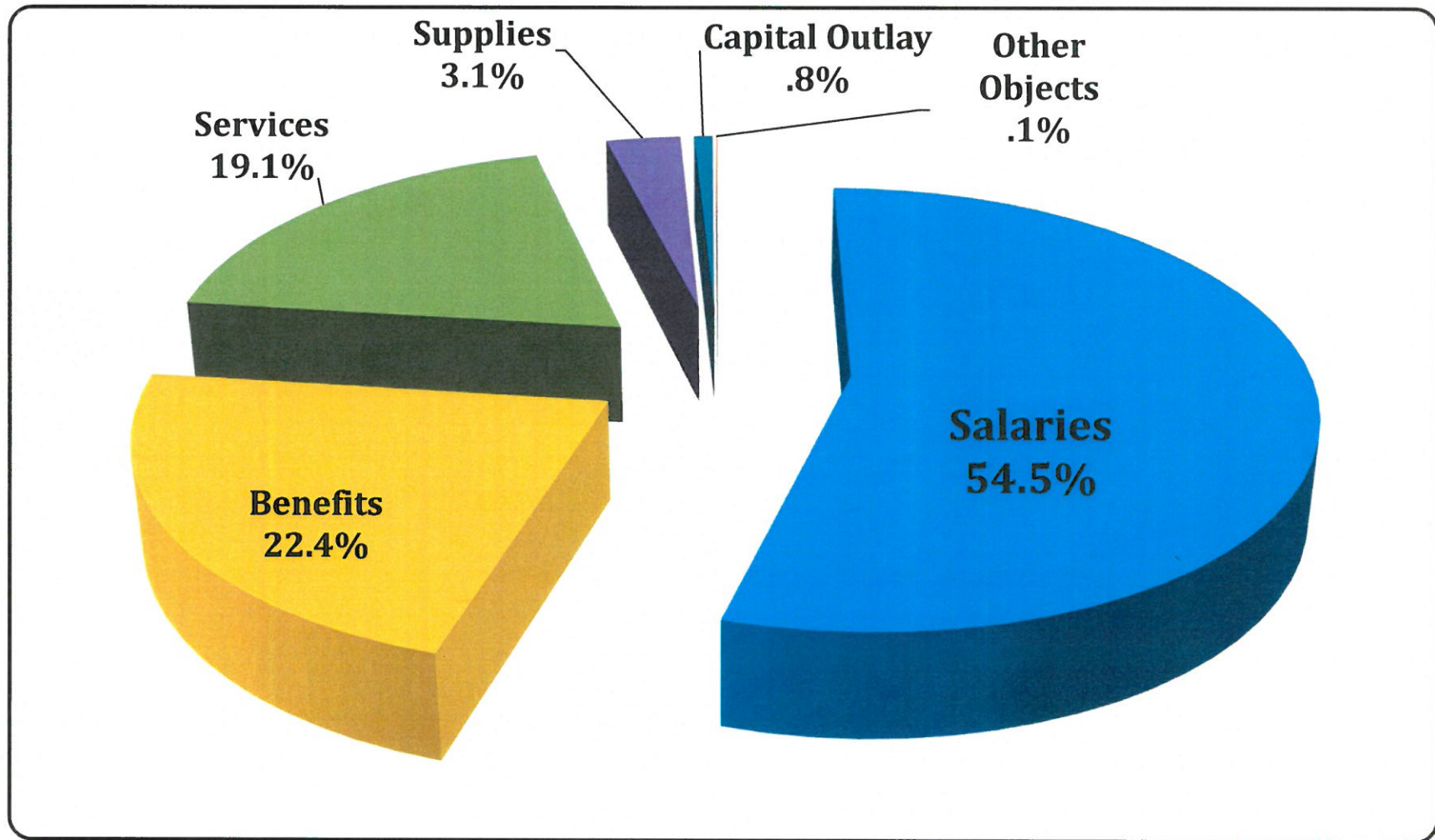
# Fiscal Year to Date (FYTD) Revenue by the Numbers (\$44.1)



# Expenditures by the Numbers

<b>March</b>			
		<b>\$</b>	<b>%</b>
<b>FY21 Forecast</b>	<b>FY21 Actual</b>	<b>Variance</b>	<b>Variance</b>
<b>\$4,470,050</b>	<b>\$4,289,969</b>	<b>(\$180,081)</b>	<b>-4.20%</b>

# March Expenditures = \$4.3M

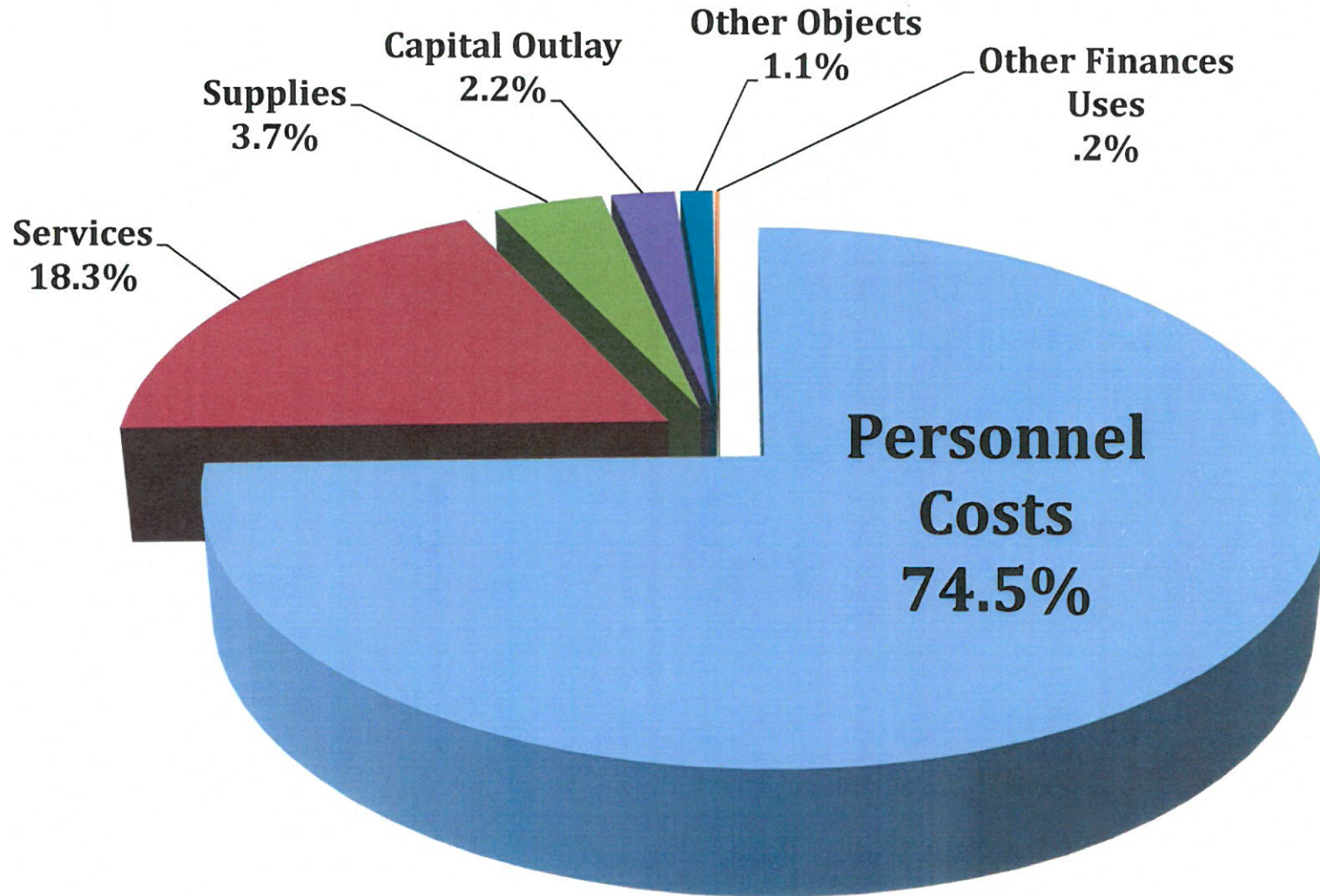


# Fiscal Year to Date Expenditures by the Numbers

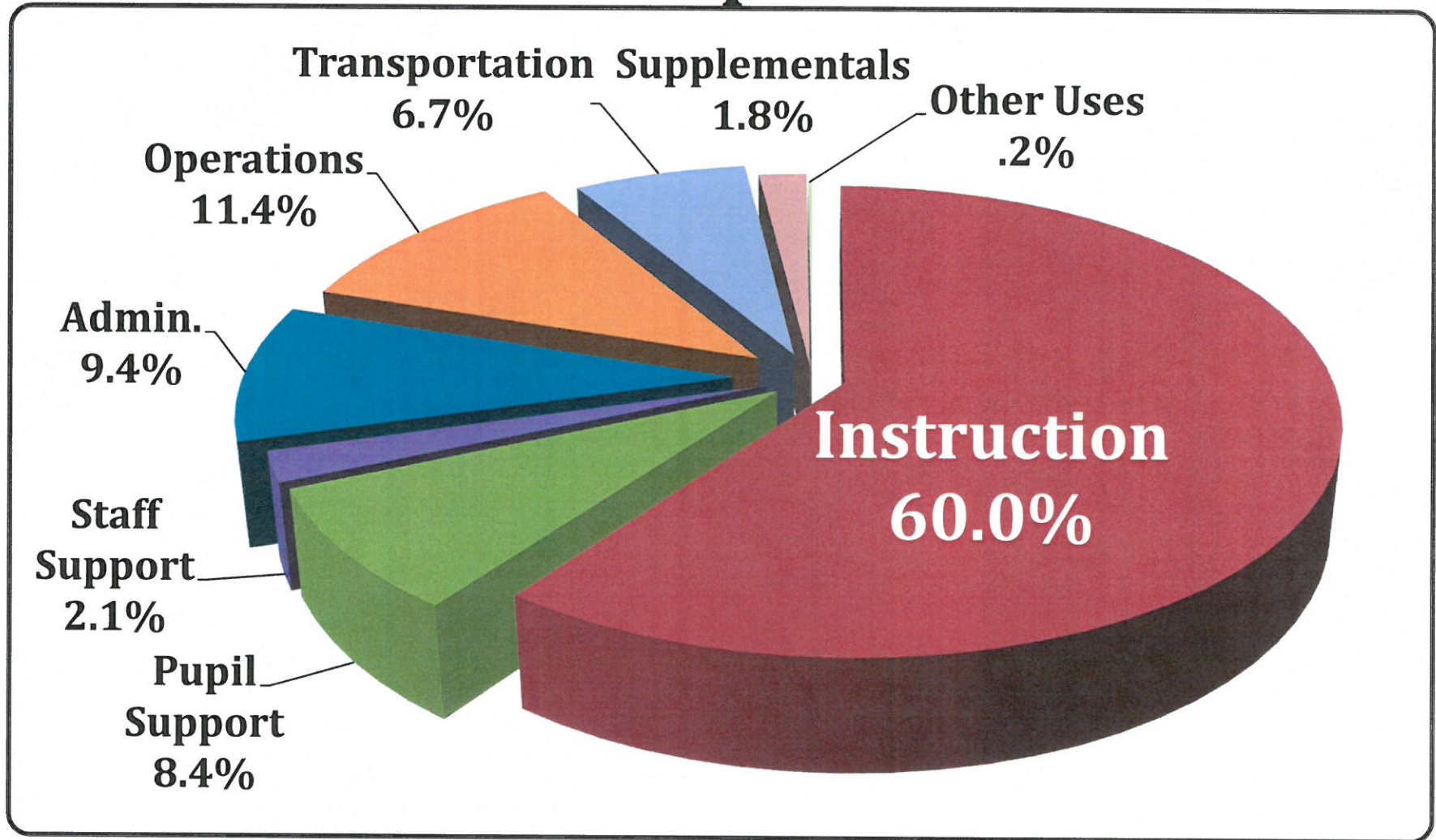
July 1 to March 31, 2021			
		\$	%
FY21 Forecast	FY21 Actual	Variance	Variance
\$39,064,758	\$38,170,902	(\$893,856)	-2.34%



# FYTD Expenditures - \$38.2M



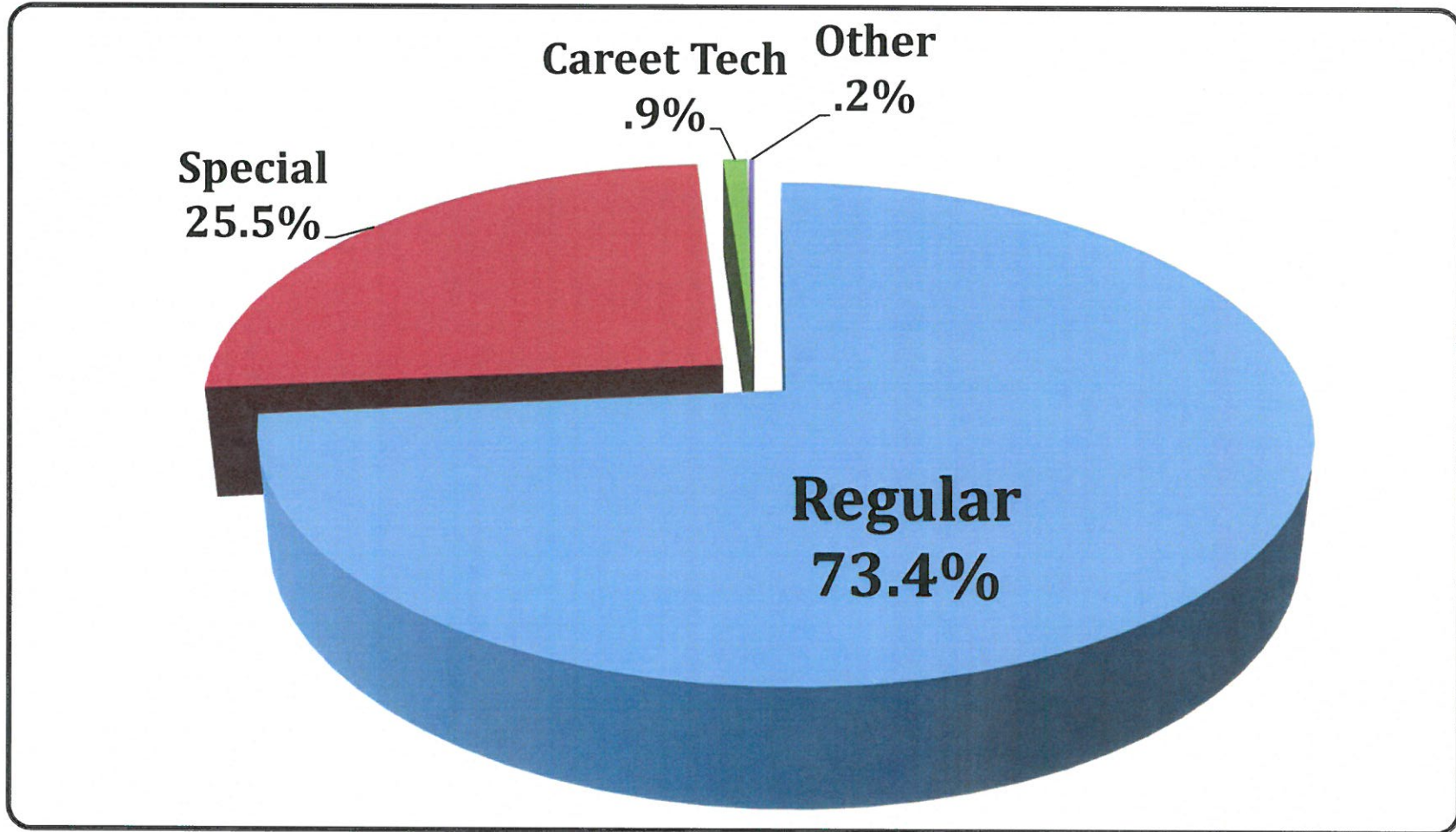
# Alternate View of Expenditures = \$38.2M



Each category includes salaries, benefits, services, supplies, capital outlay and other objects.



# FYTD Instruction Costs = \$22.9M



Regular	\$16,806,015	Career Tech	\$207,078
Special	\$5,845,055	Other	\$48,563

# Bottom Line

## Fiscal Year End Cash Balances

### 3/31/2021

			FY21 Forecast to FY21 Actual	
	FY21 Forecast	FY21 Actual	\$ Change	% Change
Revenue	\$43,102,154	\$44,087,487	\$985,333	2.23%
Expenditures	39,064,758	38,170,902	(893,856)	-2.34%
Excess of Revenue over Expenditures	4,037,396	5,916,585		
Beg. Cash Balance	15,095,534	15,095,534		
Ending Cash Balance	19,132,930	21,012,119	1,879,189	
Outstanding P.O.s	(4,117,666)	(4,117,666)		
Unencumbered Balance	\$15,015,264	\$16,894,453	\$1,879,189	